

**Jingle Bell School  
Holiday Homework  
Class III**

**English :-**

- Read the supplementary reader and do the given worksheet.
- Comprehension passage
- Do the given worksheets

**Math:-**

- Learn the tables from 2-12
- Do the given worksheets
- Do page numbers 103,104,128,129,131,132,133 and 138 in Math book

**GK:-**

- Revise the page nos. 1,2 and 6 in October issue book, page nos. 6 and 12 in November issue book and page nos. 1 and 12 in December issue book

**AC:-**

- Make Nine Men's Morris game and play with your family members.

**EVS:-**

- Do the experiment 'Leaves Change Colour' and write the whole process and observation in write up paper
- Read the chapter 'The Green Earth' and 'Playing is Fun' in EVS book
- Look for plant products at your home and make a list in your EVS copy along with the colourful drawing of it. For example tea leaves, roller pin ,etc. List out 20 products
- Visit the famous places in your city Ayodhya and find out that how do you feel being a citizen of this place and how can you contribute in taking care of the city.

**हिंदी:-**

- विलोम और पर्यायवाची का अभ्यास करें
- हिंदी वर्कशीट करें

Class III

Date


Name

Class

The name of  
my story is

\_\_\_\_\_  
\_\_\_\_\_

Author




Present form of Verbe

Past form of Verbe



Problems found




Solutions

Suggest a suitable Title.....

Name \_\_\_\_\_

Date \_\_\_\_\_

Edit the paragraph. Check the punctuation and spellings. Revise after editing. Do it in your English copy.



The blue wale is the biggest animal on earth some are as long as 100 foote and weighing 300,000 ppounds? In the late 1800s and early 1900s these gentle jiants were hunted almost to extinction because humans wanted their bluber to make oil fuel soap and candies. their baleen was used to make brushes and corsets. the blue wale population is now only one percent of it's original size.

In order to remain helty, you must eat good nutritious food. breakfast is very important espeshally if your going to school because you cant pay attention if your hungry. You should eat frutes and vegutebles with every meel and avoid food that is high in kolesterol and saturated fat. Its also important to drink alot of likwids every day.

© This editing worksheet is from [www.teach-nology.com](http://www.teach-nology.com)

Once there was a forest, but it had no trees. The birds had nothing to peck at. There was nothing for them to sit on. A boy came and said to the forest, "where are your trees? I have to make a wooden toy." "I am sorry," said the forest to the boy. "But all my trees have been cut down, and now there is no rain." The next day, the boy came back to the forest. He had seed for growing trees. He walked into the forest and planted the seeds. Every day, the boy came back to the forest and watered the seeds and they grew into small plants. The boy watered them too. But the trees grew very slowly. The boy grew older. Soon He grew into a man. The years went by, and he becomes an old man. The trees were really tall. "Now my trees are ready to cut," said the forest to the old man. "You can make wooden toys."

"I have what I need," said the old man. "Dear forest, I don't want any wood from you. I just want to walk through your trees."

Answer the questions:-

Q1. What did the old man want from the forest?

A1. \_\_\_\_\_  
\_\_\_\_\_

Q2. How rain is useful for us?

A2. \_\_\_\_\_  
\_\_\_\_\_

Date: .....

### Writing a Paragraph

Look at this picture. Write a paragraph about it.



You may use these points to write the paragraph.

birthday — party — mother — tasty snacks — cake — friends — grandmother, dress — grandfather, bicycle

You can begin like this.

It was my birthday yesterday.

---

---

---

---

---

---

---


---

---

---

Grade: .....


Signature: .....





MATH

# Crossword Puzzle



Fill in the blanks of each crossword puzzle to make the multiplication equations true.


2	x		=	6
				x
	x	1	=	
				=
	x	24	=	

	x	5	=	30
x				
8	x	4	=	
				=

	x	7	=	
x				
11	5	x	=	
				=
22				
				42

3	x	12	=	
x				
				=
	x		=	90

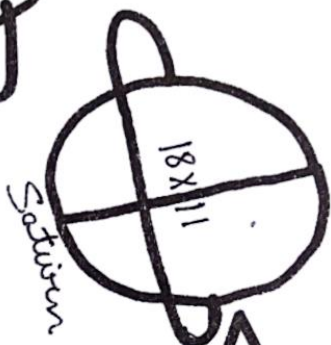
# The Solar System



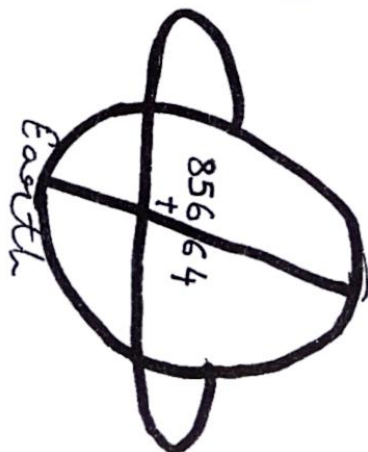
Neptune



Pluto



Saturn



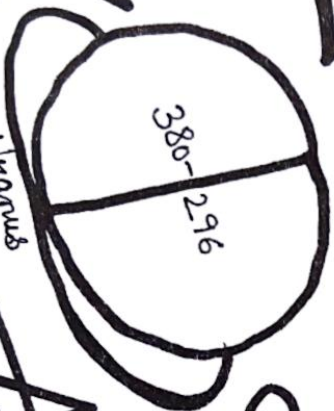
Earth



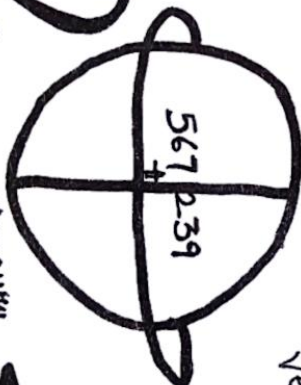
Venus



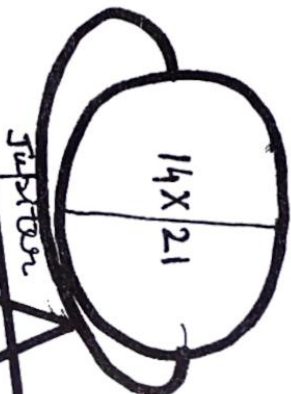
Mars



Uranus



Mercury



Jupiter





### Multiples of 2, 5 and 10 - Money

Observe the amount given and use different strategies to arrive at the result. One has been done for you.

Sl No.	Amount	Can you make it with just 2 Rs coins?	Can you make it with just 5 Rs coins?	Can you make it with just 10 Rs Note?
1	Rs 20	10	4	2
2	Rs 15			
3	Rs 6			
4	Rs 32			
5	Rs 45			
6	Rs 25			
7	Rs 50			
8	Rs 62			
9	Rs 185			
10	Rs 118			
11	Rs 92			
12	Rs 120			
13	Rs 135			
14	Rs 200			




# Flying Kites

Subject: Mathematics Class: III  
Name: .....

4

The boys of St. Joseph School had a kite flying competition. Position of Jeff's kite is shown. Use the markings given to complete the worksheet.



Draw:

- Charl's kite 2 markings lower than Jeff's kite
- Toby's kite 1 marking higher than Jeff's kite.
- Tom's kite at a height half as that of Jeff's.
- Tim's kite 4 markings above the ground.
- Jerry's kites at a height double that of Tim's.
- John's kite 2 markings above Jerry's kite.
- Jack's kite at the same height as that of Jeff's.

Learning Outcome: Interprets the position of an object by drawing it at different levels using a marked scale

Paste  
Sticker  
Here


# LEAVES CHANGE COLOUR

Leaves appear green because of the pigment chlorophyll. Let us find out what will happen to a leaf if it deprived of sunlight.




## You will need

1. A green plant with healthy green leaves
2. Paper clips
3. Black construction paper




1. Cut out of the black construction paper into four square or oval pieces.

3. Use the paper clips to keep the paper in place.



2. Use the pieces to cover two green leaves of the plant. Cover the leaves on both sides and make sure that the leaves do not get any sunlight.

4. After a week, remove the black paper.



5. What do the leaves look like? What colour are they? What do you think happened?



6. Place the plant in the sun with the leaves uncovered.

7. What colour are the leaves now?

*Observation and why?*



# कार्य पत्रिका 7

दिए गए चित्र को देखकर पाँच वाक्य लिखिए तथा उनमें आए विशेषण शब्दों को रेखांकित कीजिए—



क) .....

ख) .....

ग) .....

घ) .....

ङ) .....

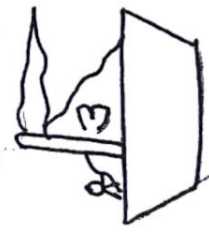
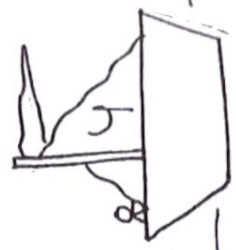
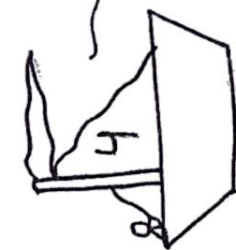
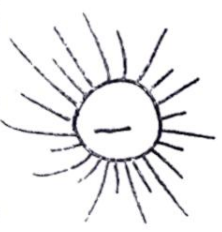
दिए गए शब्द-जाल में से विलोम शब्द छाँटिए-

ख	य	क	च	ह
छो	टा	ठि	खु	ल
दू	ट	न	ला	का
र	र	मी	श	ठ
बं	उ	जा	ला	का
द	स	ह	श्र	य
दु	ख	पी	छे	र

- क) वीर - .....
- ख) आगे - .....
- ग) अँधेरा - .....
- घ) बंद - .....
- ङ) बड़ा - .....
- च) सरदी - .....
- छ) सरल - .....
- ज) भारी - .....
- झ) सुख - .....
- ञ) पास - .....



चित्रों के अंकों का मिलान कर सही पर्यायवाची नाव में भरें।



# बूझो पहेली

1) बालों के अंदर रुक फल,  
उसमें भरा है सुन्दर जल।  
प्यासों की मैं प्यास बुझाऊँ,  
और पूजा के काम मैं आऊँ।

---

2) लकड़ी का है मेरा तन,  
चलती हूँ पैरों के बिन  
सागर झील की सैर कराऊँ,  
बिन पुल नदियाँ पार कराऊँ।

---

ऐसी पहेलियाँ तुम भी बनाओ या हँदकर लिखो।

①

②